

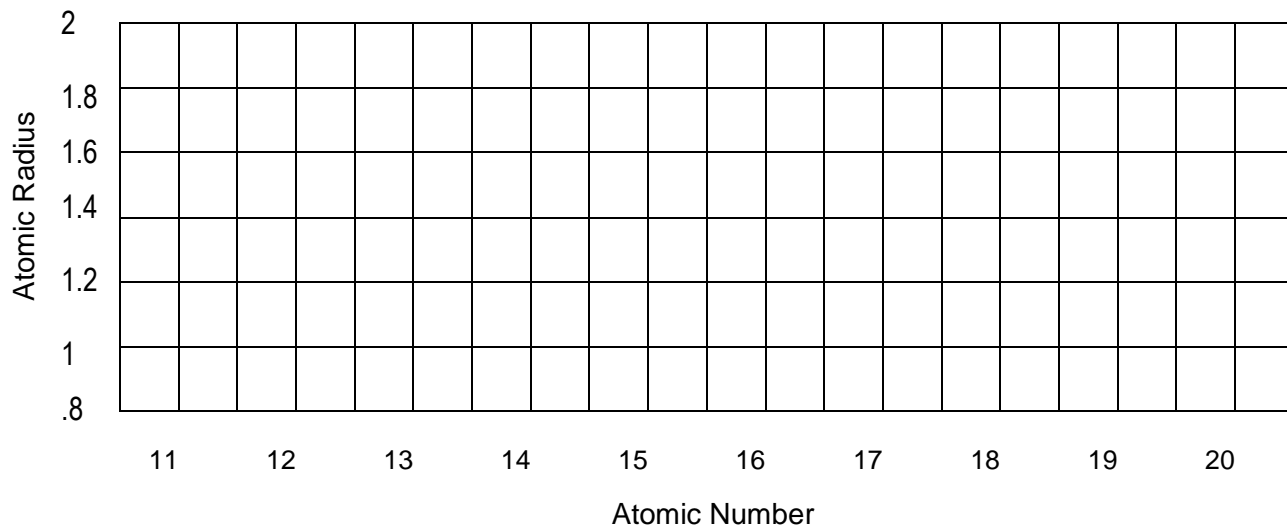

Periodic Trends Worksheet

Name _____

1. Using the data below, make a bar graph of atomic radius vs. atomic number for Group 2A and for Period 3 of the periodic table.

Group 2A		
Element	Atomic Number	Atomic Radius
Be	4	1.11
Mg	12	1.60
Ca	20	1.97
Sr	38	2.15
Ba	56	2.17

Period 3		
Element	Atomic Number	Atomic Radius
Na	11	1.86
Mg	12	1.60
Al	13	1.43
Si	14	1.17
P	15	1.10
S	16	1.04
Cl	17	0.99
Ar	18	0.94

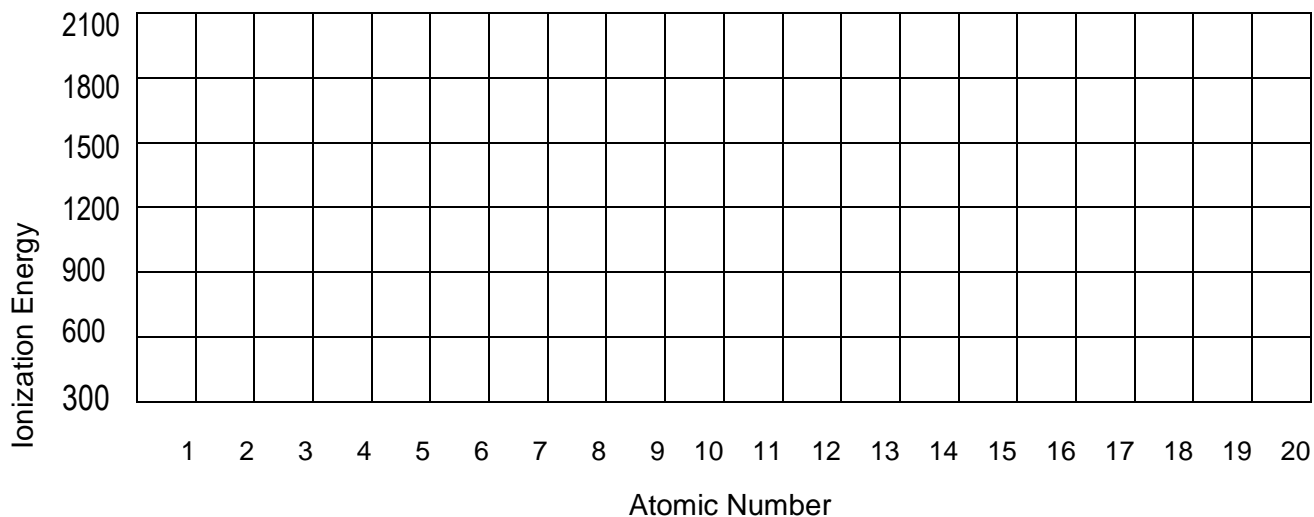


2. What trends do you notice for the atomic radii of Group 2A?
3. What trends do you notice for the atomic radii of Period 3?
4. Explain why this trend occurs.
5. Ionization energy is the amount of energy required to remove an electron from an element. Using the ionization energies of the elements in Period 2 listed below, make a line graph the values vs. atomic number.

Period 2			
Element	IE (kJ/mole)	Element	IE (kJ/mole)
Li	519	N	1406
Be	900	O	1314
B	799	F	1682
C	1088	Ne	2080

6. On the same graph, make a line graph the first three atoms in Group 2A listed below in a different color.

Group 2A	
Element	IE (kJ/mole)
Be	900
Mg	736
Ca	590



7. What trend do you notice for the ionization energies in Period 2?
8. What trend do you notice for the ionization energies of Group 2A?
9. Explain why this trend occurs.

10. For each of the following, circle or highlight the correct element that best matches the statement on the right.

Li	Si	S	metal
N	P	As	smallest ionization energy
K	Ca	Sc	largest atomic mass
S	Cl	Ar	member of the halogen family
Al	Si	P	greatest electron affinity
Ga	Al	Si	largest atomic radius
V	Nb	Ta	largest atomic number
Te	I	Xe	member of noble gases
Si	Ge	Sn	4 energy levels
Li	Be	B	member of alkali metals
As	Se	Br	6 valence electrons
H	Li	Na	nonmetal
Hg	Tl	Pb	member of transition metals
Na	Mg	Al	electron distribution ending in s^2p^1
Pb	Bi	Po	metalloid
B	C	N	gas at room temperature
Ca	Sc	Ti	electron distribution ending in s^2d^2

ANSWER KEY

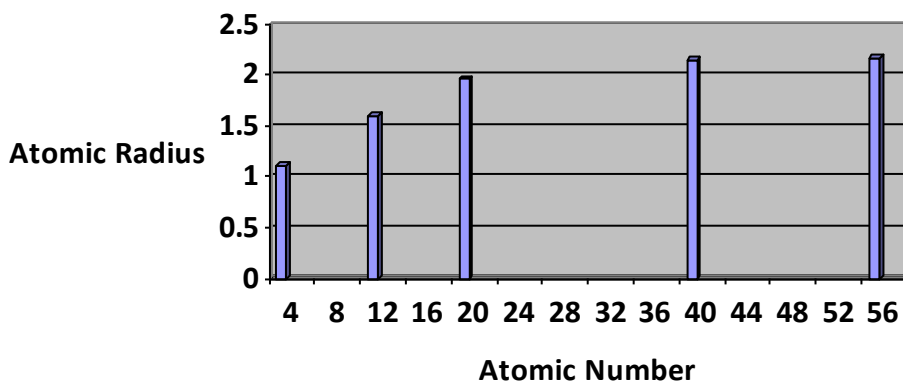
Periodic Trends Worksheet

1. Using the data below, make a bar graph of atomic radius vs. atomic number for Group 2A and for Period 3 of the periodic table.

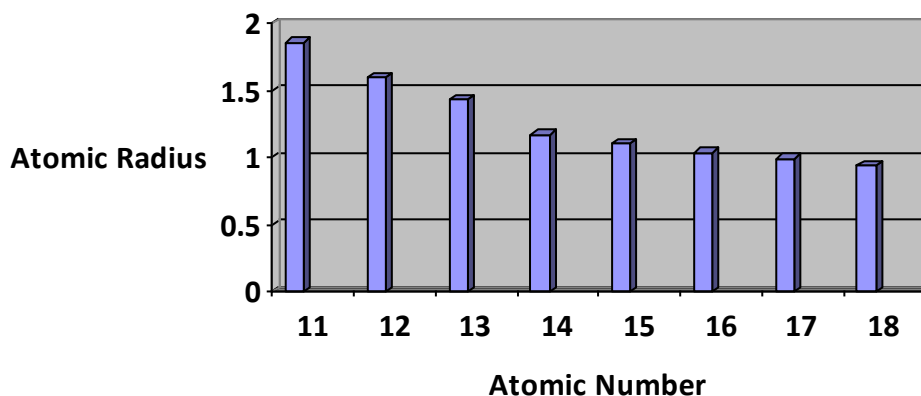
Group 2A		
Element	Atomic Number	Atomic Radius
Be	4	1.11
Mg	12	1.60
Ca	20	1.97
Sr	38	2.15
Ba	56	2.17

Period 3		
Element	Atomic Number	Atomic Radius
Na	11	1.86
Mg	12	1.60
Al	13	1.43
Si	14	1.17
P	15	1.10
S	16	1.04
Cl	17	0.99
Ar	18	0.94

Atomic Radius vs. Atomic Number (Group 2A)



Atomic Radius vs. Atomic Number (Period 3)



2. What trends do you notice for the atomic radii of Group 2A?

The atomic radius gets larger as atomic number increases.

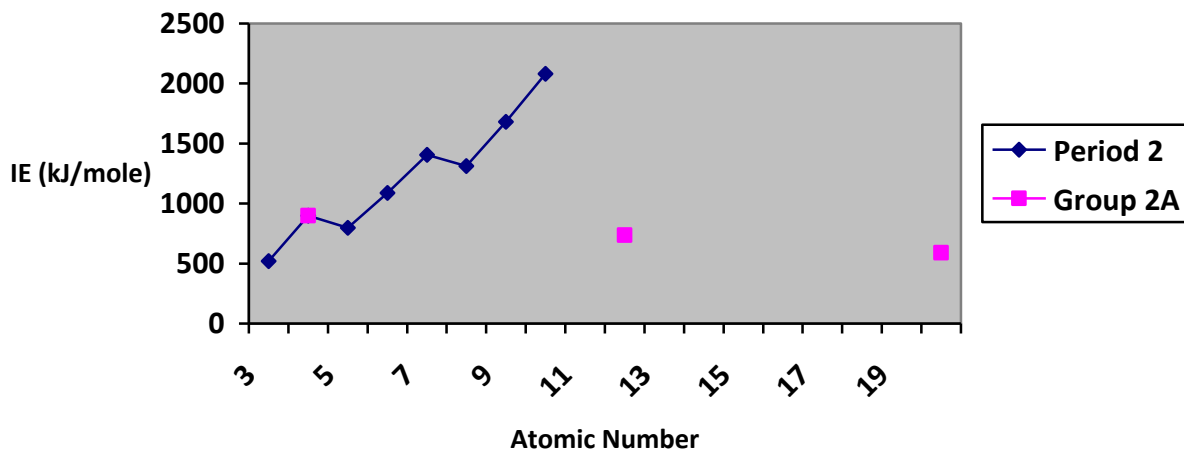
- What trends do you notice for the atomic radii of Period 3?
The atomic radius gets smaller as atomic number increases.
- Explain why this trend occurs. Going from left to right across a period, the size gets smaller. Electrons are in the same energy level, but there is more nuclear charge (more protons). The increased charge pulls electrons in closer.
- Ionization energy is the amount of energy required to remove an electron from an element. Using the ionization energies of the elements in Period 2 listed below, make a line graph the ionization energy values vs. atomic number.

Period 2			
Element	IE (kJ/mole)	Element	IE (kJ/mole)
Li	519	N	1406
Be	900	O	1314
B	799	F	1682
C	1088	Ne	2080

- On the same graph, make a line graph the first three atoms in Group 2A listed below in a different color.

Group 2A	
Element	IE (kJ/mole)
Be	900
Mg	736
Ca	590

Ionization Energy vs. Atomic Number



- What trend do you notice for the ionization energies in Period 2?
They go up as the atomic number increases.
- What trend do you notice for the ionization energies of Group 2A?
They go down as the atomic number increases.

9. Explain why this trend occurs. **Going down a group, the IE decreases because the (e-) is further away from the attraction of the (+) nucleus. A lower IE means it takes less energy to remove the (e-).**
10. For each of the following, circle or highlight the correct element that best matches the statement on the right.

Li	Si	S	metal
N	P	As	smallest ionization energy
K	Ca	Sc	largest atomic mass
S	Cl	Ar	member of the halogen family
Al	Si	P	greatest electronegativity
Ga	Al	Si	largest atomic radius
V	Nb	Ta	largest atomic number
Te	I	Xe	member of noble gases
Si	Ge	Sn	4 energy levels
Li	Be	B	member of alkali metals
As	Se	Br	6 valence electrons
H	Li	Na	nonmetal
Hg	Tl	Pb	member of transition metals
Na	Mg	Al	electron distribution of: $1s^2 2s^2p^6 3s^2p^1$
Pb	Bi	Po	metalloid
B	C	N	gas at room temperature
Ca	Sc	Ti	electron distribution of: $1s^2 2s^2p^6 3s^2p^6d^2 4s^2$